









DIAPHRAGM		PART DESCRIPTION		PART NUMBER
	Pump Model DD-4S	DIAPHRAGM - RED	4" Total Travel	LON-1504-1004
	DD-4S DD-6 DV-6	DIAPHRAGM - GRAY	5" Total Travel	SEA-DD6-6000-10
	DD-6 DV-6	DIAPHRAGM - BLUE	7" Total Travel	SEA-D6104426B-V2
	DD-6 DV-6	DIAPHRAGM - KHAKI	7" Total Travel	SEA-DD6-600011131-01

	Pump Model DD-4S DD-6 DV-6	DIAPHRAGM RETAINER RING		F-DPR-SR-DD6-2002
---	-------------------------------------	--------------------------------	--	-------------------

PUSHRODS				
	Pump Model DD-4S DD-6 DV-6	PUSH ROD ASSEMBLY		A-S-PRC-RG-1001A

TOP PLATE & BOTTOM PLATE				
	Pump Model DD-4S DD-6 DV-6	TOP PLATE (Standard)		A-F-DPT-CS-1001
	Pump Model DD-4S DD-6 DV-6	TOP PLATE (Pivot Plate Assembly)		DD6-DPR-1400



Pump Model

DD-4S
DD-6
DV-6

DIAPHRAGM BOTTOM PLATE (LOWER)

A-F-DPT-CS-1001-LWR

FLAPPERS & GASKETS



Pump Model

DD-4S

DIAPHRAGM FLAPPER ASSEMBLY

A-FA-DD4S-0001



DD-4S

DIAPHRAGM FLAPPER GASKET

TAM-DD4FLPGAS2000



DD-4S

**GASKET - LOWER
DIAPHRAGM / SUCTION CHAMBER**

TAM-DPC-DD4-CO-2002



DD-4S

**GASKET - UPPER
DISCHARGE CHAMBER / CLEANOUT**

TAM-DD4-CO-GAS-2000



DD-4S

**GASKET - REAR
BELOW SUCTION INLET**

TAM-DPC-CO-DD4S-1200



Pump Model

DD-6
DV-6

DIAPHRAGM FLAPPER ASSEMBLY




A-FA-DD6-1000



DD-6
DV-6







DIAPHRAGM FLAPPER GASKET

TAM-DD6FLPGAS1000

	DD-6 DV-6	GASKET - LOWER DIAPHRAGM / SUCTION CHAMBER	TAM-DPC-DD6-CO-2400
	DD-6 DV-6	GASKET - UPPER DISCHARGE CHAMBER / CLEANOUT	TAM-DD6-CO4-GAS-1000
	DD-6 DV-6	GASKET BELOW SUCTION INLET	TAM-DD6-COS-GAS-2000

OIL, AIR, FUEL FILTER

FUEL FILTER

	Pump Model DD-6 DV-6	FUEL FILTER / 250/1	MAN-6650459107
	Pump Model DD-4S DD-6 DV-6	HOUSING - FUEL FILTER / 100/2	MAN-6640262184
	FITS FUEL HOUSING	FUEL FILTER FITTING (Goes with Housing Assembly)	KGS-M16X 1/4
	FITS FUEL HOUSING	BRASS WASHER (Goes with Housing Assembly)	MCM-97725A119
	HATZ Engine Model 1D42Z 1D81Z 1B50E 1D90E	FUEL PUMP, 1/4" NPT ELECT 12V (For Electric Engines Only)	ORE-E-16010
	HATZ Engine Model 1D42Z 1D81Z 1B50E 1D90E	HATZ FUEL PUMP (For Mechanical Engines Only)	HAT-05301500

OIL FILTER



HATZ Engine Model

1D42Z
1D81Z
1B50E
1D90E

HATZ OIL FILTER

MAN-6730053100



HATZ Engine Model

1D42Z
1D81Z
1B50E
1D90E

OIL FILTER CAP

HAT-01248901



HATZ Engine Model

1D42Z
1D81Z
1B50E
1D90E

OIL SENDING UNIT

HAT-50272201



HATZ Engine Model

1D42Z
1D81Z
1B50E
1D90E

OIL DRAIN PLUG

HAT-50140400

AIR FILTER



HATZ Engine Model

1D42Z
1D81Z
1B50E
1D90E

HATZ AIR FILTER (DD-4S)

MAN-4504055264



HATZ Engine Model

1D42Z
1D81Z
1B50E
1D90E

HATZ AIR FILTER (DD-6, DV-6)

MAN-4507655224

BELTS & PULLEYS




HATZ Engine Model

1D42Z
1D81Z
1B50E
1D90E

BELT BANDED, V-450

AIP-A-3-VX450/02



ALL MSP BELT
DRIVEN
PUMPS

BELT TENSIONER ASSEMBLY

FEN-FS0521



ALL MSP BELT
DRIVEN
PUMPS

BELT TENSIONER PULLEY

FEN-FA4501SB0006

DODGE COUPLINGS



ALL DIRECT
DRIVE DD-4S
PUMPS

HI-FLEX METAL FLANGE

MAU-60SH




ALL DIRECT
DRIVE DD-4S
PUMPS

RUBBER ELEMENT COUPLING

MAU-FE6

ECCENTRICS



RED DIAPHRAGM
GRAY DIAPHRAGM

ECCENTRIC, 1.75 - 2.50 (DD-4S)

ORA-ECC-1.75-250



BLUE DIAPHRAGM
KHAKEI DIAPHRAGM

ECCENTRIC, 1.75 - 3.25 (DD-6, DV-6)

ORA-ECC-1.75-3.25

Pump Model



DD-4S
DD-6
DV-6

ECCENTRIC REMOVER TOOL

A-MSP-ECC-REMOVER

MISC. PUMP ENDS

Pump Model



DD-4S
DD-6
DV-6

VACUUM GAUGE, 0 - 30 Hg

PRO-201L-254AMSP-LVR



DD-4S
DD-6
DV-6

BALL VALVE, 3/4"

MID-948104

Pump Model



DD-4S
DD-6
DV-6

VACUUM RELIEF VALVE, BRASS, 3/4"

CDI-VR75-100

Pump Model



DD-4S
DD-6
DV-6

DIESEL FUEL CAP - VENTED

WIS-5343-15

ENGINE PARTS

HATZ Engine Model



1D42Z
1D82Z
1B50E
1D90E

ELECTRIC STARTER (DD-6, DV-6)

HAT-050495901

HATZ Engine Model



1D42Z
1D81Z
1B50E
1D90E

ELECTRIC STARTER (DD-4S)

HAT-01721000



HATZ Engine Model

1D42Z
1D81Z
1B50E
1D90E

ELECTRIC STARTER (DD-4S)

HAT-050483501



HATZ Engine Model

1D42Z
1D81Z
1B50E
1D90E

**START / STOP
FUEL SHUTOFF SOLENOID BRACKET**

HAT-05023501



HATZ Engine Model

1D42Z
1D81Z
1B50E
1D90E

START/STOP SOLENOID, 12 VDC

HAT-01515500



HATZ Engine Model

1D42Z
1D81Z
1B50E
1D90E

VOLTAGE REGULATOR

HAT-01983800



HATZ Engine Model

1D42Z
1D81Z
1B50E
1D90E

VOLTAGE REGULATOR

HAT-02312500



HATZ Engine Model

1D42Z
1D81Z
1B50E
1D90E

Charging Coil

HAT-01440710



HATZ Engine Model


1D42Z
1D81Z
1B50E
1D90E

Charging Coil

HAT-01592400

GEAR BOX

Pump Model




DD-4S
DD-6
DV-6

GEARBOX + ROUND ECCENTRIC

REN-WM4SPEC30801

Pump Model



DD-6
DV-6

GEARBOX + CAPSULE ECCENTRIC

REN-WM4SPEC30801



GEARBOX OUTPUT SHAFT SEAL

APP-692631



GEARBOX INPUT SHAFT SEAL

APP-564108



GEARBOX LUBRICANT: MSP-BIO 500

JAC-CH4691

CONTROL PANELS

HATZ Engine Model



1D42Z
1D81Z
1B50E
1D90E

MANUAL CONTROL PANEL W/ HOUR METER

BEN-HATZ-1D42/81 STD

HATZ Engine Model



1D42Z
1D81Z
1B50E
1D90E

ELECTRONIC CONTROL PANEL - E050

BEN-BPS-E050-HATZ



HATZ Engine Model

1D42Z
1D81Z
1B50E
1D90E

KEYSWITCH W/ 2 KEYS

BEN-24M950



HATZ Engine Model

1D42Z
1D81Z
1B50E
1D90E

CONTROL PANEL - BLACK - HATZ

HAT-01673901



HATZ Engine Model

1D42Z
1D81Z
1B50E
1D90E

KEYSWITCH W/ 2 KEYS

LOF-500-0000-01

TIRES, RIMS, AXLES



Pump Model

DD-4S
DD-6
DV-6

AXLE: 5 LUG, 3.5K / OPEN NUTS
(DD-4S, DD-6, DV-6)

RED-3.5K AXLE



Pump Model

DD-6 SAFE

AXLE: 6 LUG, 5.2K AXLE (DD-6 SAFE)*

ROC-EC526042065 HB



Pump Model

DD-4S
DD-6
DV-6

JACK SQ, ZINC 5K/15

RED-195362

MISCELLANEOUS ACCESSORIES



VACUUM SUCTION TEST PLATE

A-VAC PLATE



VACUUM TESTER FOR WELLPOINT HEADER PIPE
(Works with Grommet Style Wellpoint Systems)

A-VAC-PLUG

